

Wiese A (North)

Dirty topout, make sure to clean it first!

Mad Cock 6A

Without left good edge

Mad Kante 5C

Topo-Legend


Stand-start always possible and most often easier! Try it and **have no grade respect!**

↑ Sit-start

↪ incl. Topout

↪ Tophold





Wiese B (North)

From last parking look north down left the meadow you'll see the south side of Block B

Pepi 5B ([Video](#))

Perfect warmup

Wurschtrülpser 7A+ ([Video](#))

Only topout of "Pepi".

Extrawurschtrülpser 7B

Echt schräg 6B+ ([Video](#))


Without using the roots on top it's quite a tricky mantle ~6C+

Wiese B (East)

From last parking look north down left the meadow you'll see the south side of Block B

Kante 6A ([Video](#))





Wiese C (South)

At the parking lot. The perfect warmup and beginners block. Low high, good holds, easy way down, plenty of variants.

Mister Smee 4B ([Video](#))

Captain Hook 5C ([Video](#))

Tinker Bell 5B ([Video](#))

Peter Pan 5A ([Video](#))

Wiese D (South)

Right behind of Block C

Perfect for easy warmup



Wiese E (North)

Close to last parking lot

Jolly Jumper 7A+


Standstart on edges

Barbie face 4B

Bring a brush!

Killer Bitch 6A

Bring a brush!





Wiese F (West)

Several variants possible

No Excuses 6A

Stand-start 5A

Hopp, auf! 5A

Slab-bouldering, stand-start

Hopp, auf! (No-Hands) 5B

Practise your feet: Climb to the top without your hands (only for the mantle)

Wiese G (East)

All boulders can be done as stand-start to make them easier. Easy but high topout in the center to get used to it. Easy way down on the back and on the south. Various other combinations are possible (e.g. "Caranguejo into Eisbär", or "Eisbär into highest point of the boulder", ..)

Saubär 5B ([Video](#))

Hard starting moves into an easy low mantle

Schwarzbeer 5C ([Video](#))

Big and hard first move to a jug above and mantle to the left into a side-out

Caranguejo 5B ([Video](#))


Obvious starting jugs

Eisbär 5A ([Video](#))

High starting crimps. **Attention:** Big block/jug in the center might be loose!

Eisberg 5B ([Video](#))

Same start as "Eisbär", pretty high topout!





Wiese H (East)

On the edge of "Kühlschrank Sektor" way up south

High end 6B+

Fairly high - spotters needed!

Living Small 7A

Fairly high - spotters needed!

Wiese H (North)

On the edge of "Kühlschrank Sektor" way up south

Living small 7A

Fairly high - spotters needed!

DJ Feichtler 7A+ ([Video](#))

Stand-start on edge/side-pull on the right, then left to slopers/pinches and fairly high topout (instead of straight on the top a slight left-traverse may make it a bit easier - spotters needed!) Very technical, but no real hard moves


DJ Feichtler variante 7A+?

Same start as "DJ Feichtler", but traverses into the right top-out using those super small crimps

(Project) ?

There are some edges to the left of "Hooki"!

Hooki 7A ([Video](#))



Wiese H (West)

On the edge of "Kühlschrank Sektor" way up south. Right block used to be "Kühlschrank A", moved by an avalanche!

Hooki 7A ([Video](#))

Fun fact 6B+ ([Video](#))

Sit down to good crimp. Right block is eliminated for the topout (at time of definition this block wasn't here yet!) Stand-start 6B.


Lawinenleisten 6C ([Video](#))


Stand-start from text-book edges.

Lawinenleisten sit 7C/+?

Sit-start project onto obvious edge

FA:





Wiese H (South)

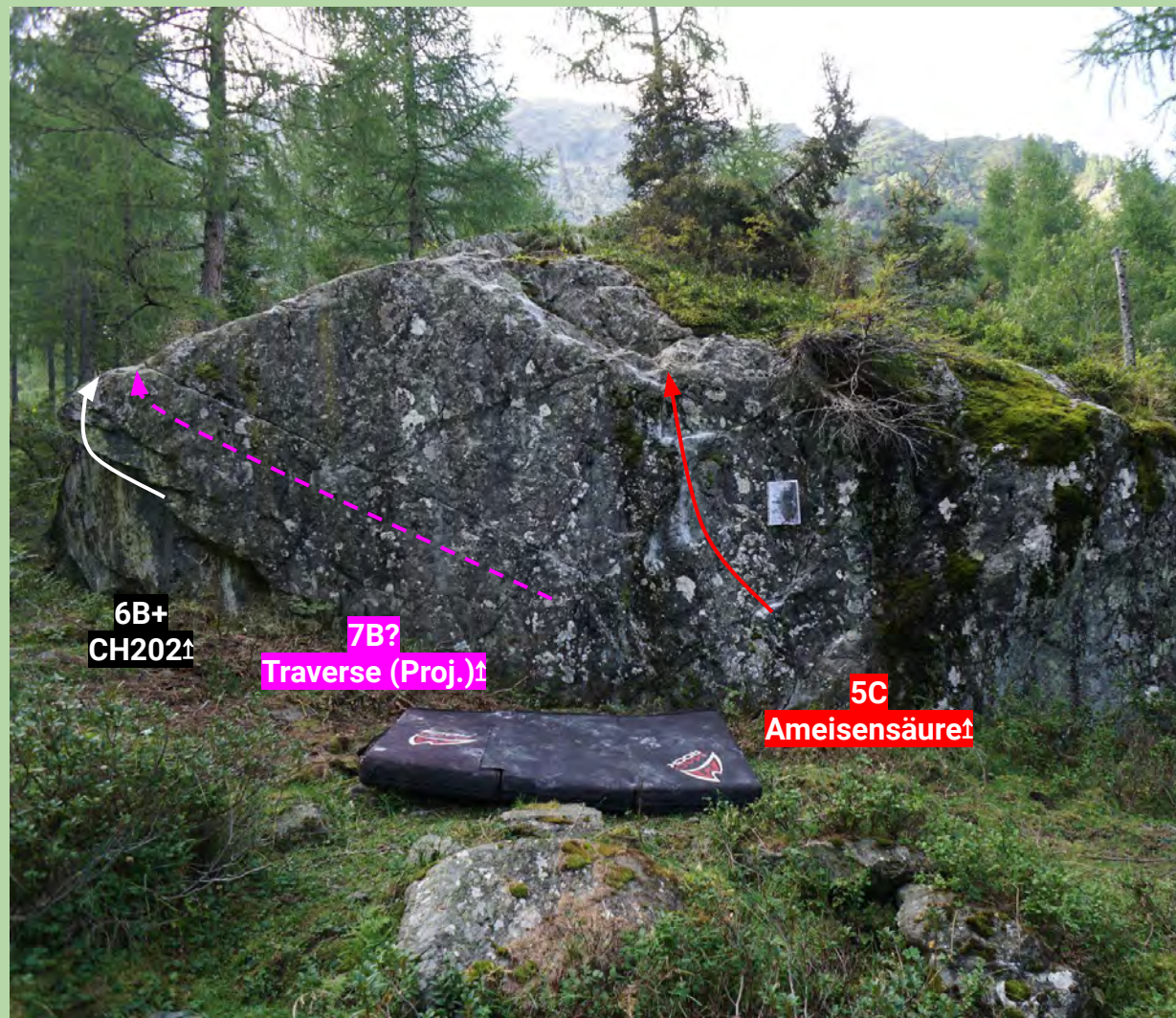
On the edge of "Kühlschrank Sektor" way up south

LVS Übung Links 6B+ ([Video](#))

Sit-down

LVS Übung Rechts 6C ([Video](#))

Sit-down to obvious edge, very hard start-moves into the right exit of this block. Might be easier if there wouldn't be the tree at the start.



6B+
CH202↑

7B?
Traverse (Proj.)↑

5C
Ameisensäure↑

Wiese I (East)

Very dirty, need loads of cleaning!!

CH202 6B+

Bring a brush!

Traverse (Project) ~7B?

Bring a brush!

Ameisensäure 5C

Bring a brush!



6C
Jump and
reach!

Kühlschrank C (North)

Highball

Jump and reach! 6C

Stand-start

FA: Stefan Köchel?



5C
Move your hip

Kühlschrank E (North)

Nothing there, yet!

Move your hip 5C



Kühlschrank E (South)

Nothing there, yet!

Alpinist 5A

Alpinistin 5B



Kühlschränk G (East)

Original Foto shows more..


Zangenbeißer 7A+

Without using the other Block in the overhang
FA: Johannes?

Note from original Topo: *6b Milovitsch Millinga?*
→ including other Block 5C?

Kühlschränk direkt 5C

Weiß, weil's so schen is 6B




Kühlschrank 0 (East)

Eumel 6A??

?

6A??
Eumel 1



Kühlschrank P (North)

Narrenturm 6B+?

?

Schleifpapier 6A?

?

Tao-Schleife 6B?

?

Zwergenwerkstatt (Projekt)

High traverse, sit-start at "Narrenturm", exit at "Tao-Schleife"

FA:



6A+?

Tao des Boulders ↑

Kühlschrank P (West)

Tao des Boulders 6A+?



Kühlschrank Q (West)

Maulwurf 5C?

?

Mad Feet 6B+?

?

Happy Feet 6B?

?